

Let's Learn ENGLISH

1

Vidya Bharti Uttar Kshetra

LET'S LEARN
ENGLISH
Part-I

JUNIOR SERIES

Name

School

Class Section

Address

Ph. No.

Author and Editor

Nidhi Sachar

B.A. (Eng) B.Ed. CELTA
Headmistress

MLS Vidya Mandir New Delhi



Vidya Bharti Uttar Kshetra

Narayan Bhavan, Gita Niketan Parisar, Kurukshetra

Phone : 01744-259941

E-mail: vbukkr@yahoo.co.in



Preface

Let's Learn English series of Books introduced by Vidya Bharti Uttar Kshetra for Class I to V utilises interactive approach to teaching and learning English language. It aims to help children acquire effective language skills rather than produce rote based and memory oriented answer.

The series through its rich content introduces children to a fine blend of moral values and life skills. The reading material is simple yet absorbing. Each lesson is followed by exercises designed to induce ethics of intelligent thinking and independent working.

The section comprises of interesting writing tasks like Comprehension questions, Concept check and Word check followed by unique craft-based Activities to encourage creativity. Teacher Talk, a novel life skill based module, is an added feature with focus on developing listening and speaking skills of a child.

The content of this series has been researched through various sources; therefore grateful acknowledgement is made to all who contributed to this work. Suggestions for improving quality and content of the series are welcome.

Author

CONTENT

S. No.	Lesson Name	Page No.
	About Myself	1
	Prayer	2
	Phonemic Awareness – Alphabet A	3
	Phonemic Awareness – Alphabet E	5
	Phonemic Awareness – Alphabet I	7
	Phonemic Awareness – Alphabet O	8
	Phonemic Awareness – Alphabet U	9
	Time To Rise	10
1	Siya Goes To School	12
	Four Directions	16
2	Good Habits	20
	Opposites Go Hand In Hand	24
3	Days Of The Week	27
	Cats Sleep Anywhere	32
4	The Cap Seller And The Monkeys	35
	If I Could Be An Astronaut	39
5	I Want To Be	42
	If I Find A Fairy	47
6	Tooth Fairy	49
	STORIES TO READ AND ENJOY	
1	Goldilocks	52
2	Selfish Deenu	55
3	The Crane And The Peacock	56
4	The Most Beautiful Mother	57
5	The Holy Man And The Scorpion	58
6	The Kind Passer-by	59
	PLAYS TO ENACT	
1	The Little Drops Of Water	60
2	Jumbo Makes New Friends	63

Welcome to Grade 1

Let's play a name game to make friends in the new class.

It's called PEOPLE BINGO!!!

How to Play- Go one step at a time. Shout Bingo!! when you have found the right classmate. Tick the box as move to the next step....

Talk to other students in your class and find someone-

1. Who has a pet dog	5. Who has a blue school bag	9. Who is new to this school
2. Who walks to school	6. Who was born in July	10. Who can ride a bicycle
3. Who likes red colour	7. Who wears glasses	11. Who likes vegetables
4. Who can write with left hand	8. Who likes to drink milk	12. Who has a brother/sister in this school.

Quick! Quick! Quick! The time is running short....

The one who ticks all the boxes first, wins the game.

About Myself

★ My name is _____.

★ I am _____ years old.

★ I study in class _____.

★ The name of my school is _____
_____.

★ My mother's name is Mrs. _____.

★ My father's name is Mr. _____.

★ I live in _____ (city/village).

★ I like to eat _____.

★ I like to play _____.

★ My favourite colour is _____.

Paste your
photograph
here

PRAYER

O Lord! You are almighty
Make me also strong
Help me be good
Guide me when I am wrong

Thank you for giving
A healthy body and a healthy mind
Help me, Lord to be
Always grateful and kind.



TEACHER TALK -

The teacher will drill the poem in her class. She will tell students why God created man and sent him to Earth. She will also discuss how Health is Wealth and why it is important to look after our body and mind.

She will discuss how we can keep healthy and fit for long.

Phonemic Awareness : Alphabet 'A'

For Students : Note how alphabet 'A' makes different sounds with different consonant sets.



rat



cap



black



fan



mask



March



dark



Mars



gate



tray



cake




face



ball



mall



wall



stall

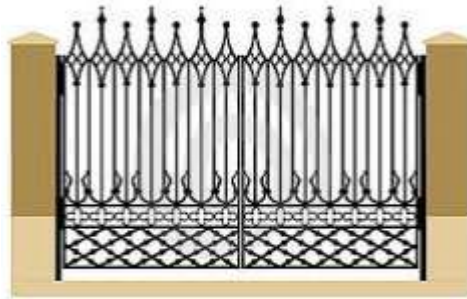
Exercise

Understanding

Say each of the given words aloud. Drill three times. Write one rhyming word in the space provided.



cat _____



gate _____



cake _____




tall _____



map _____



cart _____



wall _____



face _____



bag _____

Phonemic Awareness : Alphabet 'E'

For Students : Note how alphabet 'E' makes different sounds with different consonant sets.



bed

10

ten



bell



emperor



leg



egg



elephant



elf



jeep



sheep



deer



feet



engine



English



eagle



east

Understanding

Exercise

Say each of the given words aloud. Drill three times. Write one rhyming word in the space provided.



hen _____



bee _____



sleep _____



red _____



leg _____



jeep _____



three _____



sea _____



ear _____

Phonemic Awareness : Alphabet 'I'

For Students : Note how alphabet 'I' makes different sounds with different consonant sets.



pin



ink



milk



king




dice



bike



lime



kite



girl



bird

3

third



whirl

Exercise

Understanding

Say each of the given words aloud. Drill three times. Write one rhyming word in the space provided.

pink _____

lie _____

night _____

ring _____

like _____

fit _____

sin _____

time _____

shine _____

Phonemic Awareness : Alphabet 'O'

For Students : Note how alphabet 'O' makes different sounds with different consonant sets.



pot



hop



orange



toy



nose



road



rope



joker



moon



tool



room



hook

Exercise

Understanding

Say each of the given words aloud. Drill three times. Write one rhyming word in the space provided.

hot _____

house _____

mock _____

hook _____

round _____

stool _____

noon _____

box _____

wood _____

Phonemic Awareness : Alphabet 'U'

For Students : Note how alphabet 'U' makes different sounds with different consonant sets.



tub



hut



brush



umbrella




bush



bull



put



pulley



tube



uniform



unicorn



universe

Exercise

Understanding

Say each of the given words aloud. Drill three times. Write one rhyming word in the space provided.

rub _____

crush _____

blue _____

shut _____

rule _____

cube _____

bull _____

luck _____

mule _____

Time To Rise



A birdie with a yellow bill,
Hopped upon my window sill,
Cocked his shining eyes and said,
“Aren't you ashamed, you sleepy head.”

---- R.L. Stevenson

Concept Check

1. Fill in the blanks using words from the help box –

shining yellow sleepy head window sill

- a) The little bird has a _____ bill.
- b) It hops upon the _____.

- c) The bird has _____ eyes.
d) It calls me a _____.

Word Check

2. Find words that sound the same as –

Bill _____ Said _____

Activity

3. Make a face mask of your favourite bird using handmade paper, fevicol, colours and thin elastic.

You can decorate it with beads, sequins, glitter etc. Take help from elders while handling sharp objects like a pair of scissors or paper cutter.

TEACHER TALK

Talk to your students about how and why birds can fly in air but human beings cannot.

